

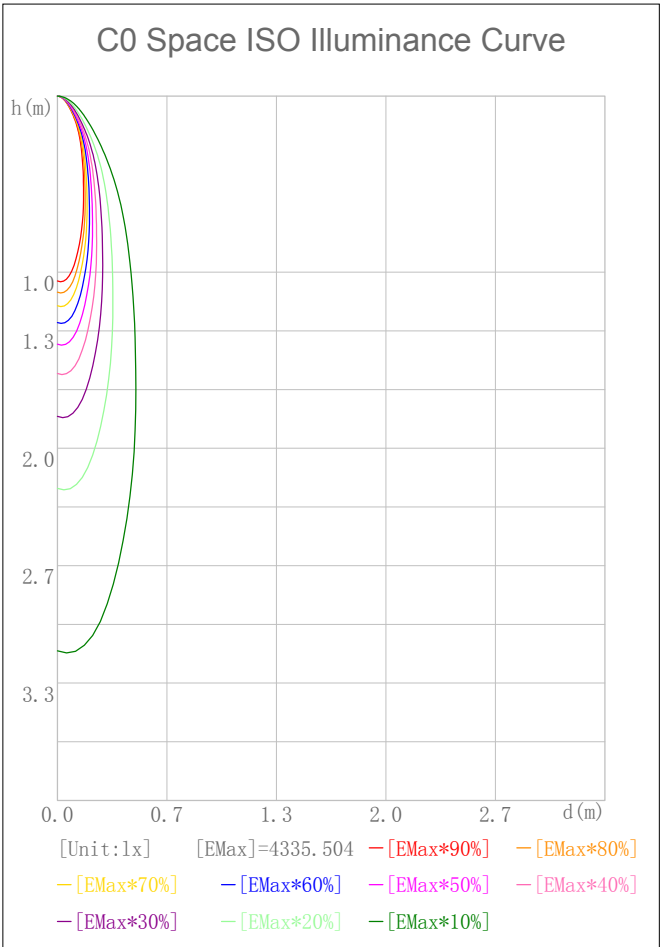
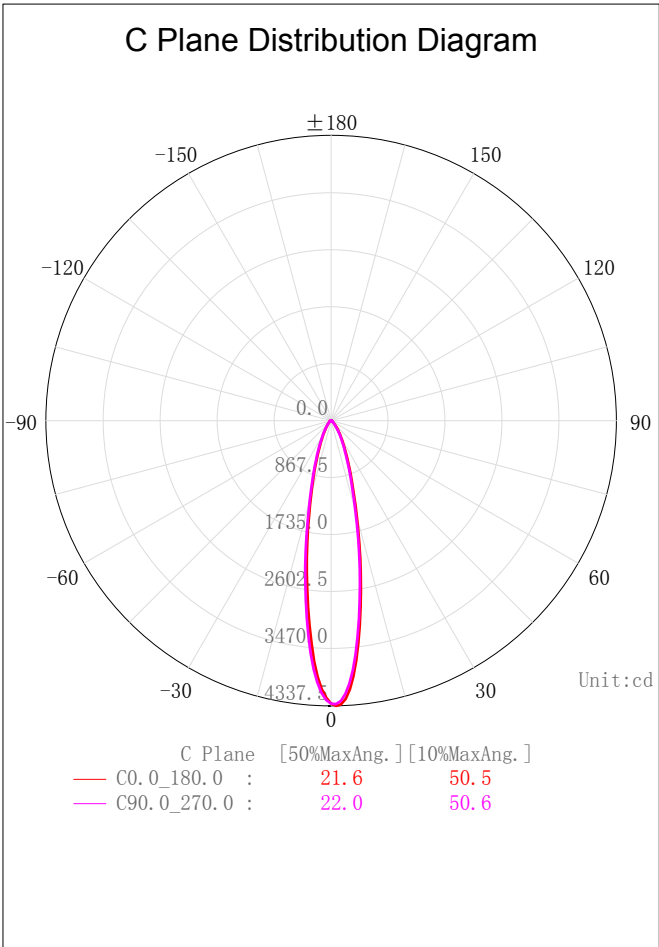
Indoor Luminaire Photometric Data

Description Information

Luminary Name: MD10-13-XX-03 3000K RA90 15D	Lum. Catalog:	Test ID: 01
Lamp Name:	Lamp Catalog: LED	Test Date: 2019/12/23
Manufacture: Shenzhen Norming Lighting Co., Ltd	Shld.Ang(°):	Test Machine:GON-2000
Test Lab: QUality peatment	Frequency (Hz):	Lamp CCT(K): Ra:
Lum. Size (W*L*H):0.050m*0.050m*0.650m	Lum. Area (m2):0.035	Lum. W(kg): 0.000
Test System: C, γ	Test Step: C=90.0 γ=1.0	Temp. (°C): 25
		Humidity(%):

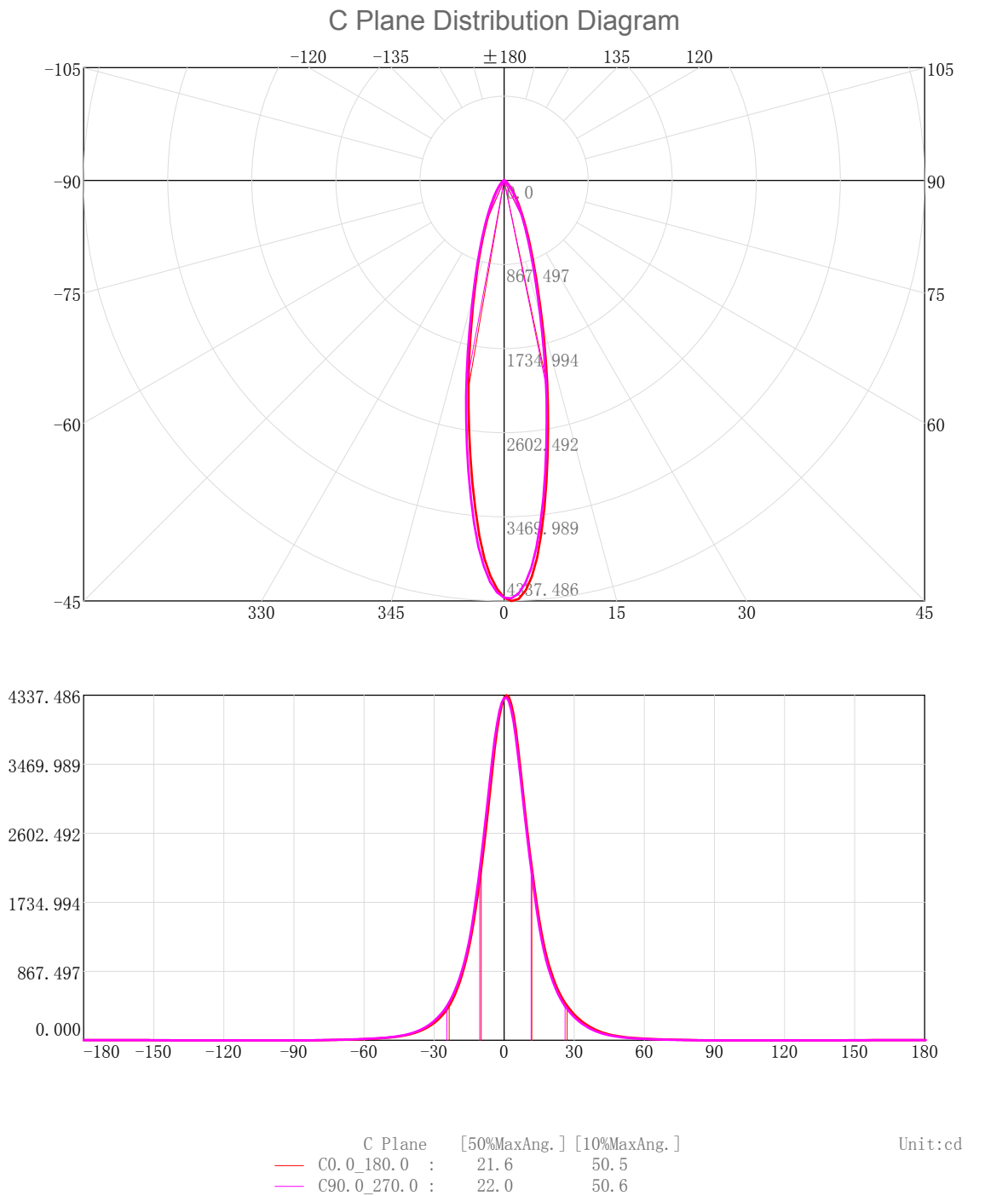
Character Parameter

Lamp Speciality Parameter	Luminaire Speciality Parameter	
Rated Flux(lm): 1095.800	Luminary Flux(lm): 1095.805	Field Angle(10%Imax): 50.5(°)
Rated Power(W):	Luminary Efficiency: 100.00%	Down Lumens&Percent: 1092.724lm 99.72%
Rated Voltage(V):	Luminary EER(lm/W): 87.455	Up Lumens&Percent: 3.081lm 0.28%
Tested Power(W): 12.530	Max. Candela(cd): 4337.486	S/MH: C0_a180=0.368 C90_270=0.372
Lamps' Inside: 1	Max Cand@Ang. (°): C=0.0 γ=1.0	CIE Type: Semi-Direct
Tested Electrics (V, A, pf):240.4, 0.054	Beam Angle(50%Imax): 21.6(°)	ErP Φ use(90°): 1018.266lm
Lamp Size(W*L*H):0.050m*0.050m*0.650m	Left=-9.8°, Right=11.9°	IRF(%): 804.534



2D Plane Light Intensity Distribution Curve

Lum. Name: MD10-13-XX-03 3000K RA90 15D	Lum. Catalog:	Test ID: 01
Lamp Name:	Lamp Catalog: LED	Test Lab: Quality peatment
Manufacture: Shenzhen Norming Lighting Co., Ltd	Test Machine:GON-2000	Test Date: 2019/12/23



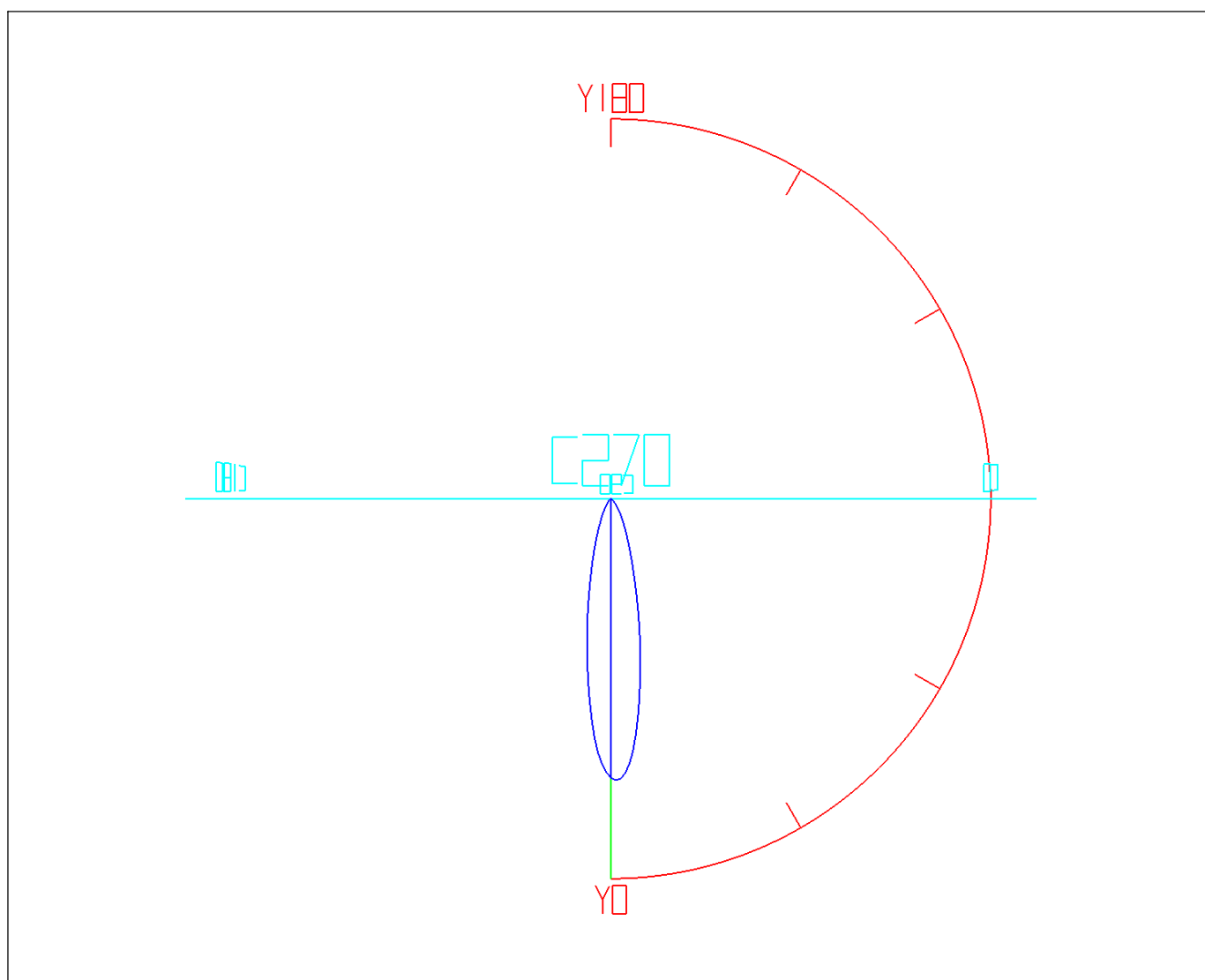
IES Indoor Report

Photometric Filename:MD10-13-XX-03 3000K RA90 15D.IES

3D Light Intensity Distribution Modal

Lum. Name: MD10-13-XX-03 3000K RA90 15D	Lum. Catalog:	Test ID: 01
Lamp Name:	Lamp Catalog: LED	Test Lab: Quality peatment
Manufacture: Shenzhen Norming Lighting Co., Ltd	Test Machine:GON-2000	Test Date: 2019/12/23

3D Light Intensity Distribution Modal



Curves: 3D Model — Fixture — Vert. HUD — Hori. HUD —
View Angles: Orient:0 Tilt:0 Roll:0 Spin:0

Zonal Flux Tabulation

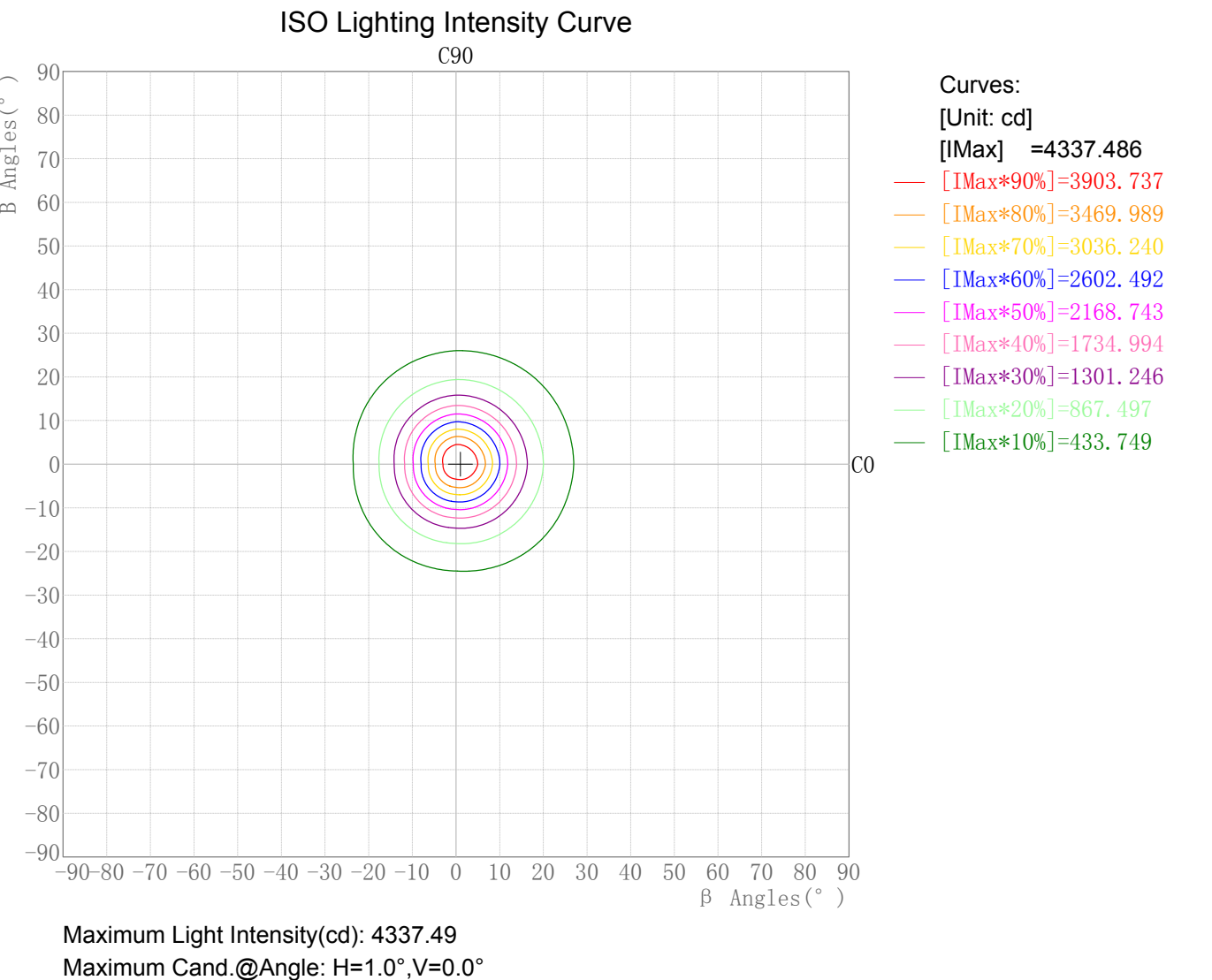
Zone(γ)	Zone Flux (lm)	Sums Flux (lm)	Zone%Lamp	Sums%Lamp	Zone(γ)	Zone Flux (lm)	Sums Flux (lm)	Zone%Lamp	Sums%Lamp
0.0-1.0	4.10	4.10	0.37	0.37	47.0-48.0	3.92	1042.16	0.36	95.11
1.0-2.0	12.17	16.27	1.11	1.48	48.0-49.0	3.66	1045.82	0.33	95.44
2.0-3.0	19.78	36.05	1.81	3.29	49.0-50.0	3.41	1049.23	0.31	95.75
3.0-4.0	26.65	62.70	2.43	5.72	50.0-51.0	3.19	1052.42	0.29	96.04
4.0-5.0	32.51	95.21	2.97	8.69	51.0-52.0	2.99	1055.41	0.27	96.31
5.0-6.0	37.19	132.40	3.39	12.08	52.0-53.0	2.80	1058.21	0.26	96.57
6.0-7.0	40.72	173.12	3.72	15.80	53.0-54.0	2.62	1060.83	0.24	96.81
7.0-8.0	43.18	216.30	3.94	19.74	54.0-55.0	2.46	1063.29	0.22	97.03
8.0-9.0	44.66	260.96	4.08	23.81	55.0-56.0	2.31	1065.59	0.21	97.24
9.0-10.0	45.30	306.26	4.13	27.95	56.0-57.0	2.17	1067.76	0.20	97.44
10.0-11.0	45.20	351.46	4.12	32.07	57.0-58.0	2.04	1069.80	0.19	97.63
11.0-12.0	44.40	395.86	4.05	36.13	58.0-59.0	1.91	1071.71	0.17	97.80
12.0-13.0	43.02	438.88	3.93	40.05	59.0-60.0	1.80	1073.51	0.16	97.97
13.0-14.0	41.23	480.11	3.76	43.81	60.0-61.0	1.69	1075.20	0.15	98.12
14.0-15.0	39.24	519.35	3.58	47.39	61.0-62.0	1.58	1076.78	0.14	98.26
15.0-16.0	37.19	556.54	3.39	50.79	62.0-63.0	1.48	1078.26	0.14	98.40
16.0-17.0	35.17	591.71	3.21	54.00	63.0-64.0	1.39	1079.64	0.13	98.53
17.0-18.0	33.19	624.90	3.03	57.03	64.0-65.0	1.30	1080.94	0.12	98.64
18.0-19.0	31.28	656.18	2.85	59.88	65.0-66.0	1.21	1082.16	0.11	98.75
19.0-20.0	29.42	685.60	2.69	62.57	66.0-67.0	1.14	1083.29	0.10	98.86
20.0-21.0	27.64	713.24	2.52	65.09	67.0-68.0	1.06	1084.35	0.10	98.95
21.0-22.0	25.92	739.17	2.37	67.45	68.0-69.0	0.98	1085.33	0.09	99.04
22.0-23.0	24.30	763.46	2.22	69.67	69.0-70.0	0.91	1086.24	0.08	99.13
23.0-24.0	22.78	786.24	2.08	71.75	70.0-71.0	0.84	1087.08	0.08	99.20
24.0-25.0	21.35	807.59	1.95	73.70	71.0-72.0	0.78	1087.85	0.07	99.27
25.0-26.0	20.01	827.60	1.83	75.52	72.0-73.0	0.71	1088.57	0.07	99.34
26.0-27.0	18.74	846.34	1.71	77.24	73.0-74.0	0.65	1089.22	0.06	99.40
27.0-28.0	17.55	863.89	1.60	78.84	74.0-75.0	0.59	1089.81	0.05	99.45
28.0-29.0	16.42	880.31	1.50	80.34	75.0-76.0	0.53	1090.35	0.05	99.50
29.0-30.0	15.35	895.66	1.40	81.74	76.0-77.0	0.48	1090.83	0.04	99.55
30.0-31.0	14.33	910.00	1.31	83.04	77.0-78.0	0.43	1091.25	0.04	99.59
31.0-32.0	13.36	923.36	1.22	84.26	78.0-79.0	0.37	1091.62	0.03	99.62
32.0-33.0	12.43	935.79	1.13	85.40	79.0-80.0	0.32	1091.94	0.03	99.65
33.0-34.0	11.56	947.35	1.05	86.45	80.0-81.0	0.26	1092.20	0.02	99.67
34.0-35.0	10.72	958.07	0.98	87.43	81.0-82.0	0.20	1092.41	0.02	99.69
35.0-36.0	9.93	968.00	0.91	88.34	82.0-83.0	0.15	1092.55	0.01	99.70
36.0-37.0	9.19	977.19	0.84	89.18	83.0-84.0	0.09	1092.65	0.01	99.71
37.0-38.0	8.49	985.69	0.78	89.95	84.0-85.0	0.05	1092.70	0.00	99.72
38.0-39.0	7.85	993.53	0.72	90.67	85.0-86.0	0.02	1092.72	0.00	99.72
39.0-40.0	7.24	1000.78	0.66	91.33	86.0-87.0	0.01	1092.72	0.00	99.72
40.0-41.0	6.69	1007.47	0.61	91.94	87.0-88.0	0.00	1092.72	0.00	99.72
41.0-42.0	6.17	1013.64	0.56	92.50	88.0-89.0	0.00	1092.72	0.00	99.72
42.0-43.0	5.70	1019.34	0.52	93.02	89.0-90.0	0.00	1092.72	0.00	99.72
43.0-44.0	5.27	1024.61	0.48	93.50	90.0-91.0	0.00	1092.72	0.00	99.72
44.0-45.0	4.89	1029.50	0.45	93.95	91.0-92.0	0.00	1092.72	0.00	99.72
45.0-46.0	4.53	1034.03	0.41	94.36	92.0-93.0	0.00	1092.72	0.00	99.72
46.0-47.0	4.21	1038.24	0.38	94.75	93.0-94.0	0.00	1092.72	0.00	99.72

Zonal Flux Tabulation - (Cont.)

Zone(γ)	Zone Flux (lm)	Sums Flux (lm)	Zone%Lamp	Sums%Lamp	Zone(γ)	Zone Flux (lm)	Sums Flux (lm)	Zone%Lamp	Sums%Lamp
94.0-95.0	0.00	1092.72	0.00	99.72	141.0-142.0	0.02	1092.77	0.00	99.72
95.0-96.0	0.00	1092.72	0.00	99.72	142.0-143.0	0.03	1092.80	0.00	99.73
96.0-97.0	0.00	1092.72	0.00	99.72	143.0-144.0	0.04	1092.84	0.00	99.73
97.0-98.0	0.00	1092.72	0.00	99.72	144.0-145.0	0.05	1092.89	0.00	99.73
98.0-99.0	0.00	1092.72	0.00	99.72	145.0-146.0	0.07	1092.96	0.01	99.74
99.0-100.0	0.00	1092.72	0.00	99.72	146.0-147.0	0.08	1093.04	0.01	99.75
100.0-101.0	0.00	1092.72	0.00	99.72	147.0-148.0	0.09	1093.12	0.01	99.76
101.0-102.0	0.00	1092.72	0.00	99.72	148.0-149.0	0.10	1093.22	0.01	99.76
102.0-103.0	0.00	1092.72	0.00	99.72	149.0-150.0	0.11	1093.33	0.01	99.77
103.0-104.0	0.00	1092.72	0.00	99.72	150.0-151.0	0.11	1093.44	0.01	99.78
104.0-105.0	0.00	1092.72	0.00	99.72	151.0-152.0	0.12	1093.55	0.01	99.80
105.0-106.0	0.00	1092.72	0.00	99.72	152.0-153.0	0.12	1093.68	0.01	99.81
106.0-107.0	0.00	1092.72	0.00	99.72	153.0-154.0	0.12	1093.80	0.01	99.82
107.0-108.0	0.00	1092.72	0.00	99.72	154.0-155.0	0.12	1093.92	0.01	99.83
108.0-109.0	0.00	1092.72	0.00	99.72	155.0-156.0	0.13	1094.05	0.01	99.84
109.0-110.0	0.00	1092.72	0.00	99.72	156.0-157.0	0.12	1094.17	0.01	99.85
110.0-111.0	0.00	1092.72	0.00	99.72	157.0-158.0	0.12	1094.30	0.01	99.86
111.0-112.0	0.00	1092.72	0.00	99.72	158.0-159.0	0.12	1094.42	0.01	99.87
112.0-113.0	0.00	1092.72	0.00	99.72	159.0-160.0	0.12	1094.54	0.01	99.88
113.0-114.0	0.00	1092.72	0.00	99.72	160.0-161.0	0.12	1094.65	0.01	99.90
114.0-115.0	0.00	1092.72	0.00	99.72	161.0-162.0	0.11	1094.77	0.01	99.91
115.0-116.0	0.00	1092.72	0.00	99.72	162.0-163.0	0.11	1094.87	0.01	99.92
116.0-117.0	0.00	1092.72	0.00	99.72	163.0-164.0	0.10	1094.98	0.01	99.92
117.0-118.0	0.00	1092.72	0.00	99.72	164.0-165.0	0.10	1095.08	0.01	99.93
118.0-119.0	0.00	1092.72	0.00	99.72	165.0-166.0	0.09	1095.17	0.01	99.94
119.0-120.0	0.00	1092.72	0.00	99.72	166.0-167.0	0.09	1095.26	0.01	99.95
120.0-121.0	0.00	1092.72	0.00	99.72	167.0-168.0	0.08	1095.34	0.01	99.96
121.0-122.0	0.00	1092.72	0.00	99.72	168.0-169.0	0.07	1095.41	0.01	99.96
122.0-123.0	0.00	1092.72	0.00	99.72	169.0-170.0	0.07	1095.48	0.01	99.97
123.0-124.0	0.00	1092.72	0.00	99.72	170.0-171.0	0.06	1095.54	0.01	99.98
124.0-125.0	0.00	1092.72	0.00	99.72	171.0-172.0	0.06	1095.60	0.01	99.98
125.0-126.0	0.00	1092.72	0.00	99.72	172.0-173.0	0.05	1095.65	0.00	99.99
126.0-127.0	0.00	1092.72	0.00	99.72	173.0-174.0	0.04	1095.69	0.00	99.99
127.0-128.0	0.00	1092.72	0.00	99.72	174.0-175.0	0.04	1095.72	0.00	99.99
128.0-129.0	0.00	1092.72	0.00	99.72	175.0-176.0	0.03	1095.75	0.00	100.00
129.0-130.0	0.00	1092.72	0.00	99.72	176.0-177.0	0.02	1095.78	0.00	100.00
130.0-131.0	0.00	1092.72	0.00	99.72	177.0-178.0	0.02	1095.79	0.00	100.00
131.0-132.0	0.00	1092.72	0.00	99.72	178.0-179.0	0.01	1095.80	0.00	100.00
132.0-133.0	0.00	1092.72	0.00	99.72	179.0-180.0	0.00	1095.80	0.00	100.00
133.0-134.0	0.00	1092.72	0.00	99.72					
134.0-135.0	0.00	1092.72	0.00	99.72					
135.0-136.0	0.00	1092.72	0.00	99.72					
136.0-137.0	0.00	1092.72	0.00	99.72					
137.0-138.0	0.00	1092.72	0.00	99.72					
138.0-139.0	0.00	1092.72	0.00	99.72					
139.0-140.0	0.01	1092.73	0.00	99.72					
140.0-141.0	0.01	1092.74	0.00	99.72					

Rectangle ISO Lighting Intensity Diagram

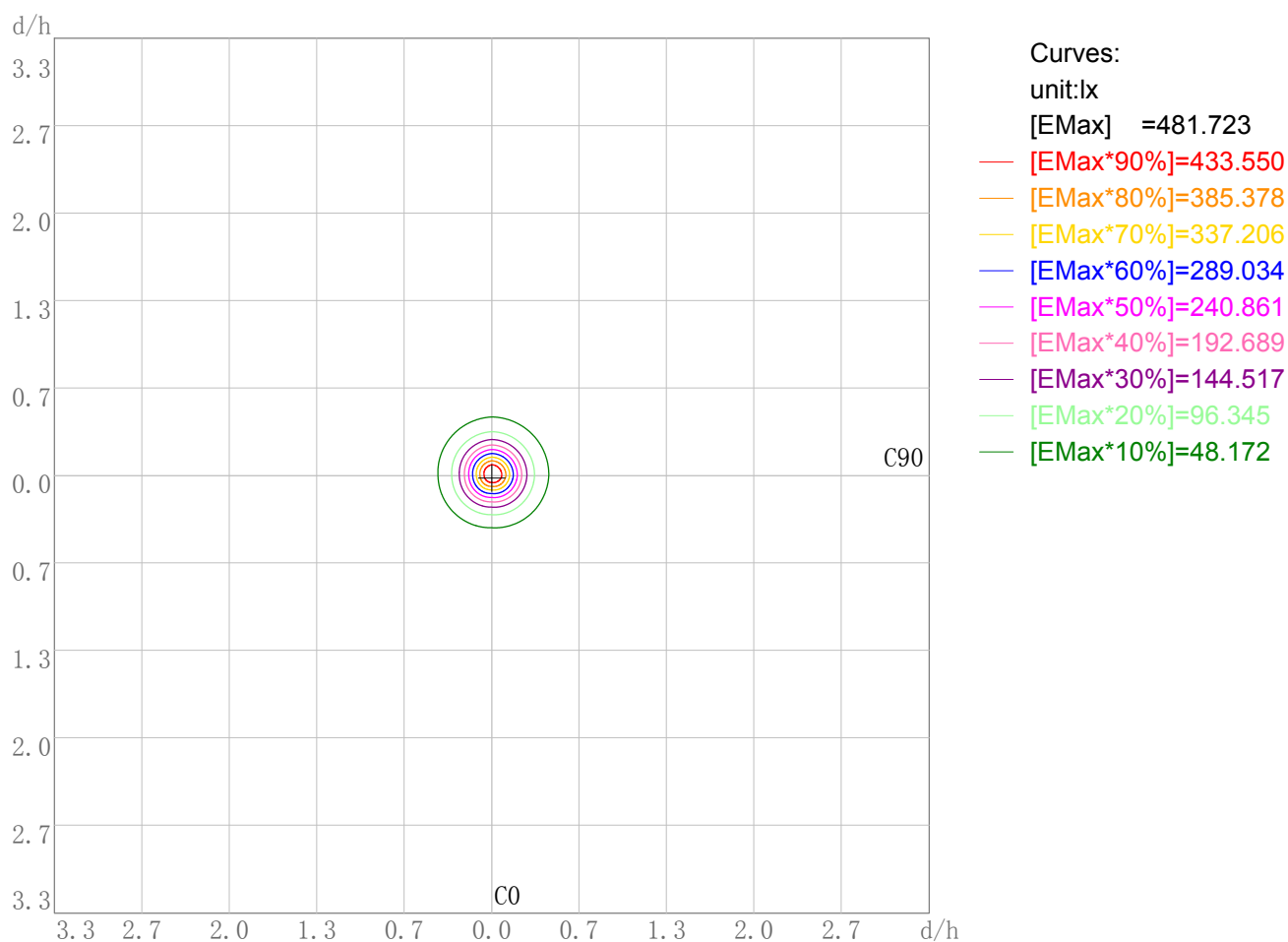
Lum. Name: MD10-13-XX-03 3000K RA90 15D	Lum. Catalog:	Test ID: 01
Lamp Name:	Lamp Catalog: LED	Test Lab: Quality peatment
Manufacture: Shenzhen Norming Lighting Co., Ltd	Test Machine:GON-2000	Test Date: 2019/12/23



Plane ISO-Illuminance Diagram

Lum. Name: MD10-13-XX-03 3000K RA90 15D	Lum. Catalog:	Test ID: 01
Lamp Name:	Lamp Catalog: LED	Test Lab: Quality peatment
Manufacture: Shenzhen Norming Lighting Co., Ltd	Test Machine:GON-2000	Test Date: 2019/12/23

Plane ISO-Illuminance Curve



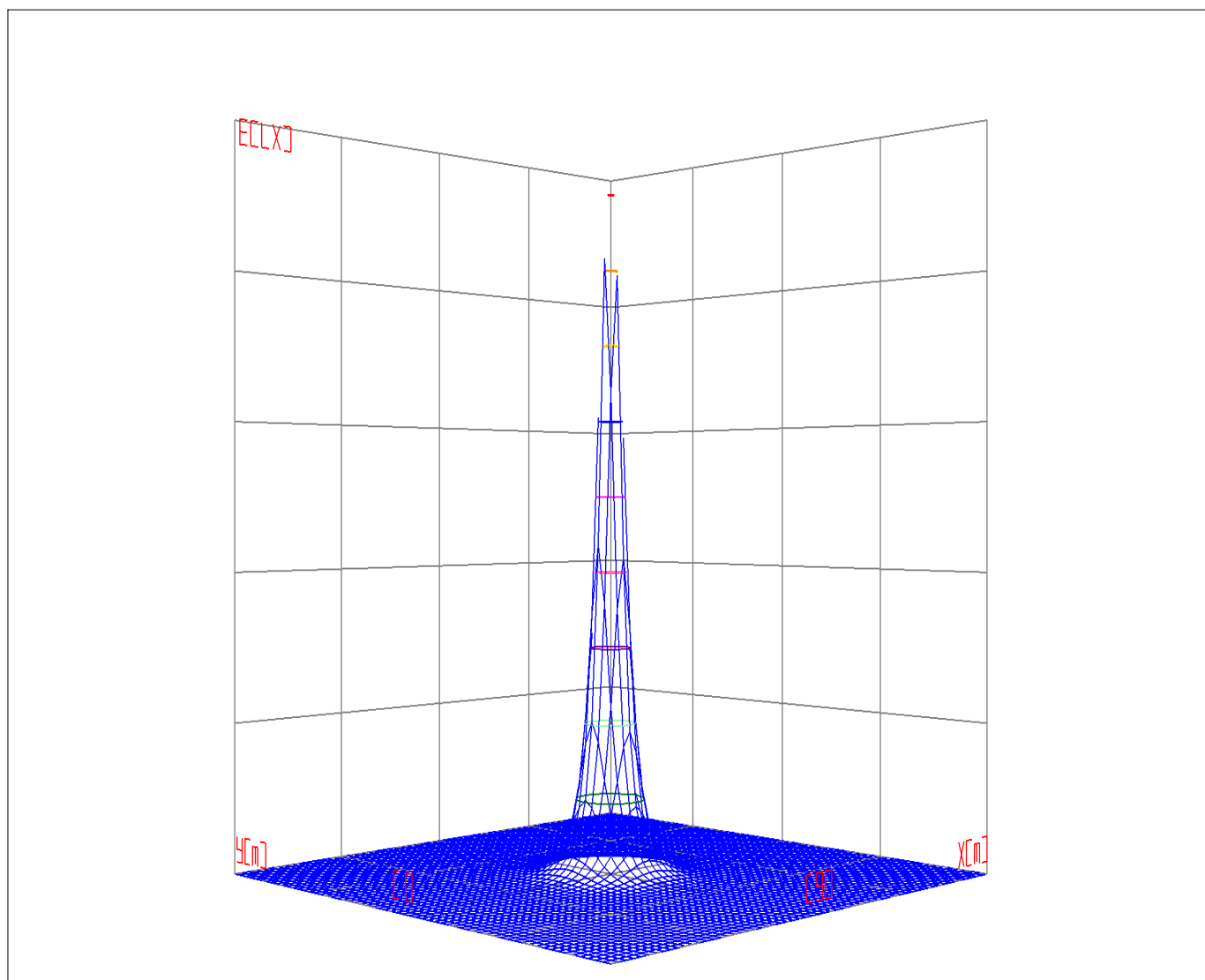
IES Indoor Report

Photometric Filename:MD10-13-XX-03 3000K RA90 15D.IES

3D Plane ISO Illuminance Diagram

Lum. Name: MD10-13-XX-03 3000K RA90 15D	Lum. Catalog:	Test ID: 01
Lamp Name:	Lamp Catalog: LED	Test Lab: Quality peatment
Manufacture: Shenzhen Norming Lighting Co., Ltd	Test Machine:GON-2000	Test Date: 2019/12/23

3D Plane Illuminance Modal



Curves: 3D Model — 90% — 80% — 70% — 60% — 50% — 40% — 30% — 20% — 10% —
View Angles(deg): 0 Height(m): 3.0 Distance(m): 10.0

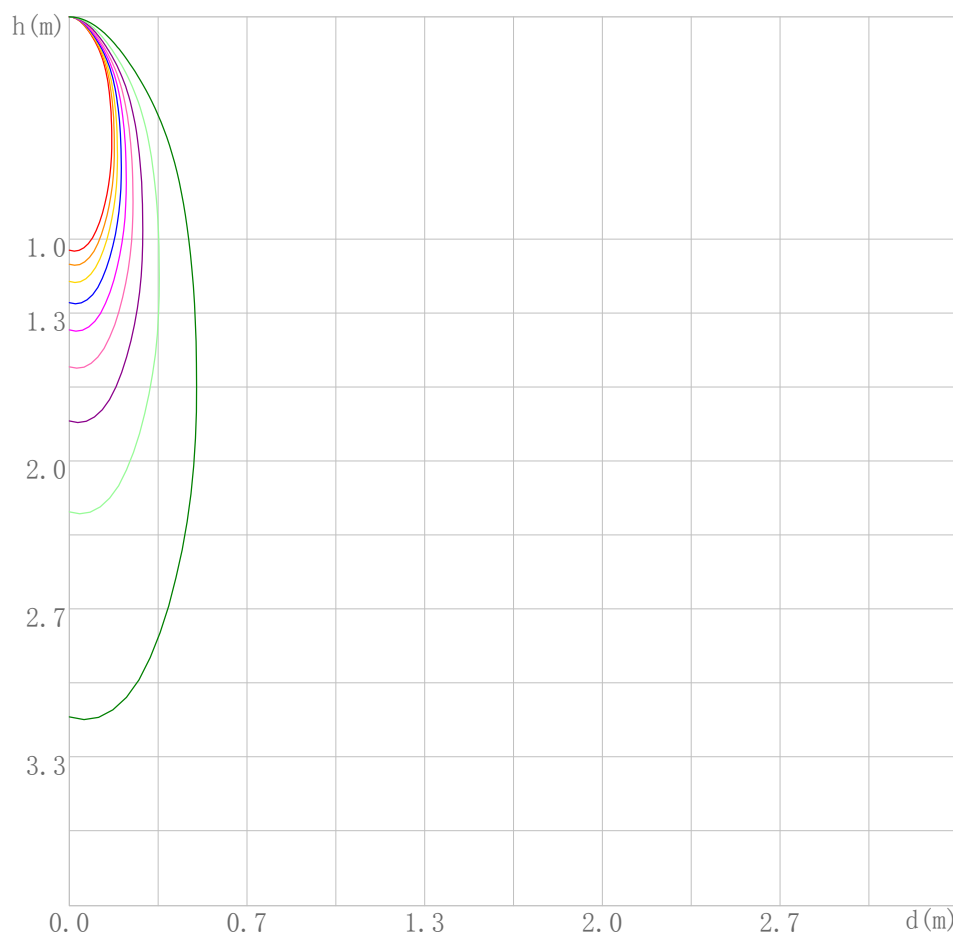
IES Indoor Report

Photometric Filename:MD10-13-XX-03 3000K RA90 15D.IES

Space ISO Illuminance Diagram

Lum. Name: MD10-13-XX-03 3000K RA90 15D	Lum. Catalog:	Test ID: 01
Lamp Name:	Lamp Catalog: LED	Test Lab: Quality peatment
Manufacture: Shenzhen Norming Lighting Co., Ltd	Test Machine:GON-2000	Test Date: 2019/12/23

Space ISO Illuminance Curve



Curves:

[Unit: lx]

[EMax] =4335.504

— [EMax*90%]=3901.954

— [EMax*80%]=3468.403

— [EMax*70%]=3034.853

— [EMax*60%]=2601.303

— [EMax*50%]=2167.752

— [EMax*40%]=1734.202

— [EMax*30%]=1300.651

— [EMax*20%]=867.101

— [EMax*10%]=433.550

Space Plane Maximum Illuminance and @Angle:4335.50lx,1.0deg

Plane Maximum Lighting Intensity and @Angle:4337.486cd,0deg

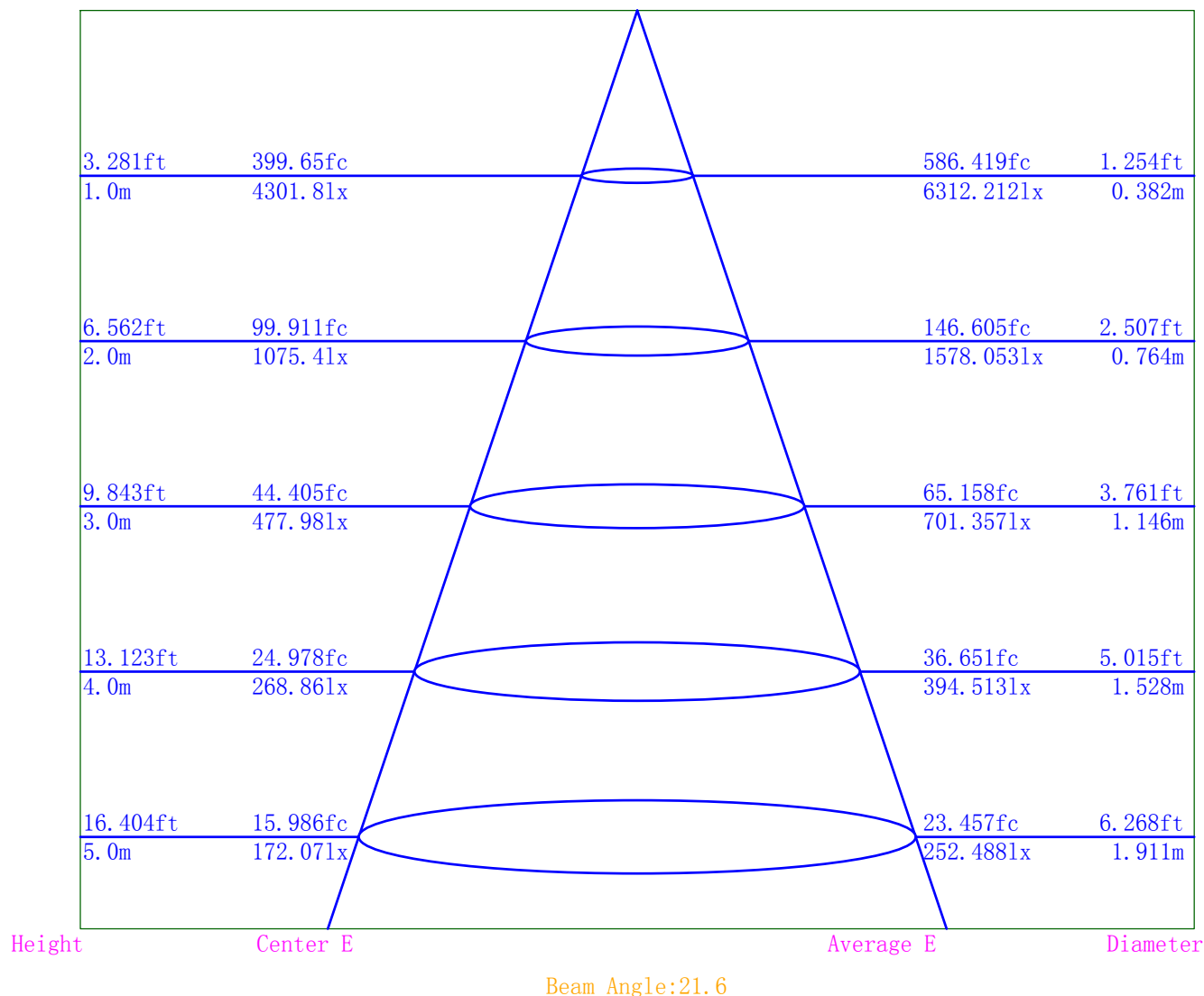
IES Indoor Report

Photometric Filename:MD10-13-XX-03 3000K RA90 15D.IES

Illuminance-Distance Diagram

Lum. Name: MD10-13-XX-03 3000K RA90 15D	Lum. Catalog:	Test ID: 01
Lamp Name:	Lamp Catalog: LED	Test Lab: Quality peatment
Manufacture: Shenzhen Norming Lighting Co., Ltd	Test Machine:GON-2000	Test Date: 2019/12/23

Illuminance-Distance Curve



IES Indoor Report

Photometric Filename:MD10-13-XX-03 3000K RA90 15D.IES

Indoor Luminance Limiting Curves

Lum. Name: MD10-13-XX-03 3000K RA90 15D	Lum. Catalog: LED	Test ID: 01
Lamp Name:	Lamp Catalog: LED	Test Lab: Quality peatment
Manufacture: Shenzhen Norming Lighting Co., Ltd	Test Machine:GON-2000	Test Date: 2019/12/23

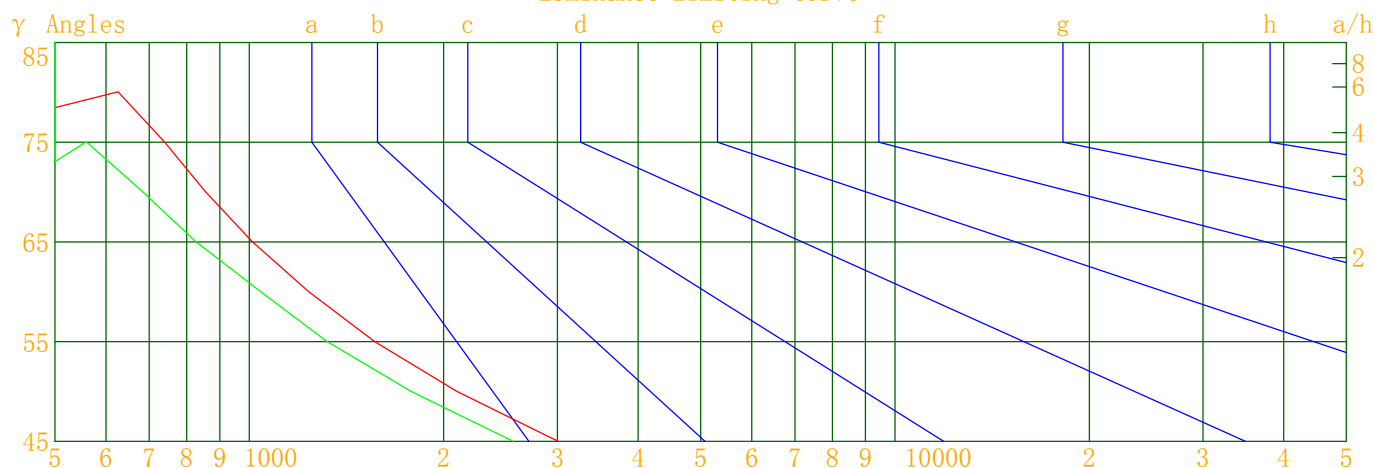
Glare Grade Table

GI	Quality	Using Illuminance							
1.15	A	2000	1000	500	<=300				
1.5	B		2000	1000	500	<=300			
1.85	C			2000	1000	500	<=300		
2.2	D				2000	1000	500	<=300	
2.55	E	a				2000	1000	500	<=300
			b	c	d	e	f	g	h

Luminance Table

Gama(deg)	45	50	55	60	65	70	75	80	85
C0	3009	2097	1562	1235	1010	855	738	626	314
C90	2563	1781	1319	1041	826	683	559	425	0

Luminance Limiting Curve



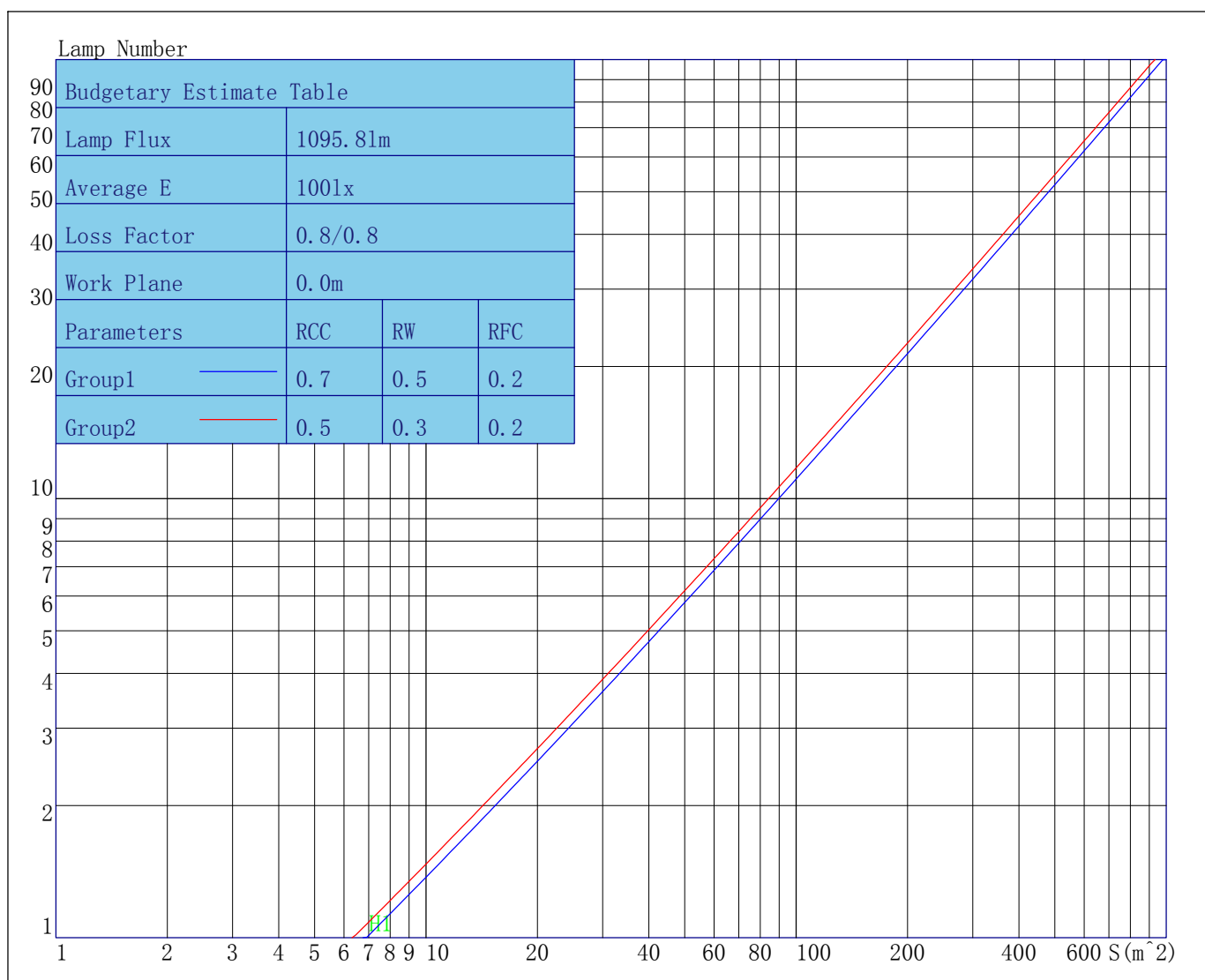
Luminous Size: Length(m)=0.050 Width(m)=0.050 Height(m)=0.650 Area(m^2)=0.035000
 Luminous Type: Without Luminous Side
 Luminous Curves: C0-C180 Color: — C90-C270 Color: —

IES Indoor Report

Photometric Filename:MD10-13-XX-03 3000K RA90 15D.IES

Indoor Budgetary Estimate Table

Lum. Name: MD10-13-XX-03 3000K RA90 15D	Lum. Catalog:	Test ID: 01
Lamp Name:	Lamp Catalog: LED	Test Lab: Quality peatment
Manufacture: Shenzhen Norming Lighting Co., Ltd	Test Machine:GON-2000	Test Date: 2019/12/23



Parameters1: Rhocc = 0.7 Rhow = 0.5 Rhofc = 0.2 LLF = 0.8
Parameters2: Rhocc = 0.5 Rhow = 0.3 Rhofc = 0.2 LLF = 0.8
Average Illuminance(lx): 100 Cavity Height: H1(m) = 2

Indoor Coefficient of Utilization Table

Table with 3 columns: Lum. Name, Lum. Catalog, Test ID; Lamp Name, Lamp Catalog, Test Lab; Manufacture, Test Machine, Test Date.

Table with 7 columns: Coef., Effective Floor Cavity Reflectance RFC=0.20, RhoCC (%), RhoW (%), RCR, Coefficient of Utilization(%), and numerical data rows for RCR values 0-10.

Unified Glare Rating Table

Lum. Name: MD10-13-XX-03 3000K RA90 15D	Lum. Catelog:	Test ID: 01
Lamp Name:	Lamp Catalog: LED	Test Lab: QQualty peatment
Manufacture: Shenzhen Norming Lighting Co., Ltd	Test Machine:GON-2000	Test Date: 2019/12/23

Unified Glare Rating Table

Ceiling RCC	0.70	0.70	0.50	0.50	0.30	0.70	0.70	0.50	0.50	0.30
Wall RW	0.50	0.30	0.50	0.30	0.30	0.50	0.30	0.50	0.30	0.30
Floor RFC	0.20	0.20	0.20	0.20	0.20	0.20	0.20	0.20	0.20	0.20
Room Size	Vewed crosswise					Vewed endwise				
X=2H Y=2H	10.7	11.7	11.0	12.0	12.3	9.9	10.9	10.3	11.2	11.6
	10.9	11.8	11.3	12.1	12.5	10.1	11.0	10.5	11.3	11.7
	11.0	11.8	11.4	12.2	12.6	10.1	11.0	10.5	11.3	11.7
	11.0	11.8	11.5	12.2	12.6	10.1	10.9	10.5	11.3	11.7
	11.0	11.7	11.5	12.1	12.6	10.1	10.8	10.5	11.2	11.6
	11.0	11.7	11.4	12.1	12.5	10.0	10.7	10.5	11.1	11.5
X=4H Y=2H	10.6	11.5	11.0	11.8	12.2	9.9	10.7	10.3	11.1	11.5
	11.0	11.7	11.4	12.1	12.5	10.2	10.8	10.6	11.3	11.7
	11.1	11.7	11.6	12.2	12.6	10.3	10.9	10.7	11.3	11.7
	11.2	11.8	11.7	12.2	12.7	10.3	10.8	10.8	11.3	11.8
	11.2	11.7	11.7	12.2	12.7	10.3	10.8	10.7	11.2	11.7
	11.2	11.6	11.7	12.1	12.6	10.2	10.6	10.7	11.1	11.6
X=8H Y=4H	11.1	11.6	11.5	12.0	12.5	10.2	10.7	10.7	11.1	11.6
	11.2	11.6	11.7	12.1	12.6	10.3	10.7	10.8	11.2	11.7
	11.2	11.6	11.8	12.1	12.6	10.2	10.6	10.8	11.1	11.6
	11.2	11.6	11.8	12.1	12.6	10.2	10.5	10.7	11.0	11.6
X=12H Y=4H	11.0	11.4	11.5	11.9	12.4	10.1	10.6	10.6	11.1	11.5
	11.2	11.5	11.7	12.0	12.6	10.2	10.6	10.8	11.1	11.6
	11.2	11.5	11.8	12.0	12.6	10.2	10.5	10.7	11.0	11.6
Variations with the objerver position at spacings										
S=1.0H	0.6/-0.6					0.8/-1.0				
S=1.5H	1.0/-1.2					1.3/-1.6				
S=2.0H	1.5/-1.7					1.8/-2.2				
Reduced UGR Table:										
Nordic Standard Table:	BK0					BK0				
Correction Value	0.8					0.7				

o the CIE Pub.117, data has been corrected, refers to the lamp's lumens 8.2flm.

Candela Tabulation

V/H	C0.0	C90.0	C180.0	C270.0
γ 0.0	4301.79	4301.79	4301.79	4301.79
γ 1.0	4337.49	4309.78	4211.23	4246.33
γ 2.0	4317.10	4263.21	4080.18	4142.01
γ 3.0	4234.22	4159.33	3901.93	3985.83
γ 4.0	4096.12	4007.39	3672.18	3790.51
γ 5.0	3904.56	3802.81	3401.25	3550.33
γ 6.0	3664.44	3563.96	3130.10	3289.47
γ 7.0	3405.88	3308.08	2857.55	3020.77
γ 8.0	3137.97	3042.83	2598.92	2760.84
γ 9.0	2867.92	2782.03	2350.29	2502.92
γ 10.0	2612.74	2531.65	2117.12	2258.17
γ 11.0	2366.52	2289.48	1894.10	2022.99
γ 12.0	2135.02	2057.02	1685.25	1797.84
γ 13.0	1913.86	1831.90	1490.81	1589.13
γ 14.0	1708.47	1623.43	1323.28	1402.73
γ 15.0	1521.22	1434.67	1174.74	1243.79
γ 16.0	1352.51	1272.22	1046.42	1107.27
γ 17.0	1204.59	1130.70	931.62	987.82
γ 18.0	1077.35	1009.20	827.75	884.12
γ 19.0	965.50	904.41	734.08	788.63
γ 20.0	868.93	810.97	652.54	705.31
γ 21.0	781.60	728.19	579.22	631.23
γ 22.0	704.65	654.21	515.92	564.98
γ 23.0	636.45	588.51	459.65	507.14
γ 24.0	577.11	531.12	411.39	456.04
γ 25.0	522.56	479.70	368.55	409.75
γ 26.0	475.27	434.40	331.18	368.81
γ 27.0	432.25	392.99	297.86	331.78
γ 28.0	393.63	356.31	268.30	299.52
γ 29.0	358.25	322.63	241.98	270.09
γ 30.0	326.42	293.06	218.44	243.33
γ 31.0	297.30	265.35	197.15	219.29
γ 32.0	270.55	240.35	177.88	197.83
γ 33.0	245.96	217.55	160.29	177.96
γ 34.0	223.33	196.63	144.98	160.66
γ 35.0	202.54	177.46	130.73	144.57
γ 36.0	183.58	159.97	118.38	130.52
γ 37.0	165.91	144.44	106.75	117.56
γ 38.0	150.18	130.24	96.61	106.20
γ 39.0	135.73	117.30	87.42	95.76
γ 40.0	122.86	105.85	79.28	86.69
γ 41.0	110.87	95.28	72.02	78.36
γ 42.0	100.18	85.82	65.61	71.26
γ 43.0	90.58	77.53	59.73	65.01
γ 44.0	82.12	69.98	54.74	59.32
γ 45.0	74.47	63.42	50.23	54.23
γ 46.0	67.63	57.81	46.06	49.73

Candela Tabulation - (Cont.)

V/H	C0.0	C90.0	C180.0	C270.0
γ 47.0	61.51	52.63	42.55	45.67
γ 48.0	56.30	47.91	39.23	42.06
γ 49.0	51.49	43.85	36.38	38.90
γ 50.0	47.17	40.07	33.68	36.09
γ 51.0	43.36	36.75	31.17	33.39
γ 52.0	39.90	33.84	28.96	31.11
γ 53.0	36.73	31.09	26.74	28.98
γ 54.0	34.01	28.63	24.72	26.96
γ 55.0	31.36	26.47	22.80	25.20
γ 56.0	29.06	24.61	21.07	23.52
γ 57.0	26.98	22.85	19.55	21.99
γ 58.0	25.01	21.15	18.17	20.51
γ 59.0	23.22	19.56	16.89	19.13
γ 60.0	21.61	18.21	15.64	17.90
γ 61.0	20.13	16.79	14.55	16.64
γ 62.0	18.71	15.52	13.48	15.45
γ 63.0	17.34	14.29	12.51	14.44
γ 64.0	16.13	13.26	11.55	13.49
γ 65.0	14.94	12.22	10.71	12.54
γ 66.0	13.96	11.36	9.93	11.67
γ 67.0	12.97	10.45	9.08	10.89
γ 68.0	11.99	9.68	8.35	10.07
γ 69.0	11.09	8.88	7.61	9.26
γ 70.0	10.24	8.18	6.91	8.58
γ 71.0	9.50	7.45	6.32	7.83
γ 72.0	8.73	6.82	5.72	7.30
γ 73.0	8.02	6.26	5.18	6.58
γ 74.0	7.31	5.69	4.65	6.02
γ 75.0	6.69	5.06	4.09	5.41
γ 76.0	6.13	4.56	3.50	4.86
γ 77.0	5.52	4.07	3.03	4.36
γ 78.0	4.93	3.58	2.56	3.75
γ 79.0	4.40	3.02	1.99	3.27
γ 80.0	3.81	2.58	1.60	2.78
γ 81.0	3.29	2.08	0.98	2.29
γ 82.0	2.80	1.54	0.50	1.55
γ 83.0	2.13	1.05	0.00	1.15
γ 84.0	1.55	0.44	0.00	0.62
γ 85.0	0.96	0.00	0.00	0.07
γ 86.0	0.50	0.00	0.00	0.00
γ 87.0	0.00	0.00	0.00	0.00
γ 88.0	0.00	0.00	0.00	0.00
γ 89.0	0.00	0.00	0.00	0.00
γ 90.0	0.00	0.00	0.00	0.00
γ 91.0	0.00	0.00	0.00	0.00
γ 92.0	0.00	0.00	0.00	0.00
γ 93.0	0.00	0.00	0.00	0.00

Candela Tabulation - (Cont.)

V/H	C0.0	C90.0	C180.0	C270.0
γ 94.0	0.00	0.00	0.00	0.00
γ 95.0	0.00	0.00	0.00	0.00
γ 96.0	0.00	0.00	0.00	0.00
γ 97.0	0.00	0.00	0.00	0.00
γ 98.0	0.00	0.00	0.00	0.00
γ 99.0	0.00	0.00	0.00	0.00
γ 100.0	0.00	0.00	0.00	0.00
γ 101.0	0.00	0.00	0.00	0.00
γ 102.0	0.00	0.00	0.00	0.00
γ 103.0	0.00	0.00	0.00	0.00
γ 104.0	0.00	0.00	0.00	0.00
γ 105.0	0.00	0.00	0.00	0.00
γ 106.0	0.00	0.00	0.00	0.00
γ 107.0	0.00	0.00	0.00	0.00
γ 108.0	0.00	0.00	0.00	0.00
γ 109.0	0.00	0.00	0.00	0.00
γ 110.0	0.00	0.00	0.00	0.00
γ 111.0	0.00	0.00	0.00	0.00
γ 112.0	0.00	0.00	0.00	0.00
γ 113.0	0.00	0.00	0.00	0.00
γ 114.0	0.00	0.00	0.00	0.00
γ 115.0	0.00	0.00	0.00	0.00
γ 116.0	0.00	0.00	0.00	0.00
γ 117.0	0.00	0.00	0.00	0.00
γ 118.0	0.00	0.00	0.00	0.00
γ 119.0	0.00	0.00	0.00	0.00
γ 120.0	0.00	0.00	0.00	0.00
γ 121.0	0.00	0.00	0.00	0.00
γ 122.0	0.00	0.00	0.00	0.00
γ 123.0	0.00	0.00	0.00	0.00
γ 124.0	0.00	0.00	0.00	0.00
γ 125.0	0.00	0.00	0.00	0.00
γ 126.0	0.00	0.00	0.00	0.00
γ 127.0	0.00	0.00	0.00	0.00
γ 128.0	0.00	0.00	0.00	0.00
γ 129.0	0.00	0.00	0.00	0.00
γ 130.0	0.00	0.00	0.00	0.00
γ 131.0	0.00	0.00	0.00	0.00
γ 132.0	0.00	0.00	0.00	0.00
γ 133.0	0.00	0.00	0.00	0.00
γ 134.0	0.00	0.00	0.00	0.00
γ 135.0	0.00	0.00	0.00	0.00
γ 136.0	0.00	0.00	0.00	0.00
γ 137.0	0.00	0.00	0.00	0.00
γ 138.0	0.00	0.00	0.00	0.00
γ 139.0	0.00	0.00	0.04	0.05
γ 140.0	0.00	0.00	0.27	0.23

IES Indoor Report

Photometric Filename:MD10-13-XX-03 3000K RA90 15D.IES

Candela Tabulation - (Cont.)

V/H	C0.0	C90.0	C180.0	C270.0
γ 141.0	0.00	0.00	0.60	0.51
γ 142.0	0.00	0.00	0.80	0.78
γ 143.0	0.00	0.05	1.03	0.95
γ 144.0	0.23	0.23	1.27	1.18
γ 145.0	0.51	0.56	1.51	1.31
γ 146.0	0.72	0.71	1.71	1.61
γ 147.0	0.95	1.02	1.84	1.73
γ 148.0	1.14	1.11	2.10	1.92
γ 149.0	1.36	1.42	2.28	2.21
γ 150.0	1.61	1.58	2.39	2.31
γ 151.0	1.79	1.81	2.54	2.49
γ 152.0	2.08	1.96	2.66	2.61
γ 153.0	2.17	2.07	2.88	2.71
γ 154.0	2.22	2.22	2.94	2.81
γ 155.0	2.52	2.40	3.05	2.97
γ 156.0	2.57	2.46	3.17	3.01
γ 157.0	2.73	2.55	3.27	3.09
γ 158.0	2.82	2.62	3.26	3.18
γ 159.0	3.01	2.77	3.30	3.22
γ 160.0	3.04	2.83	3.41	3.25
γ 161.0	3.12	2.88	3.51	3.30
γ 162.0	3.18	3.04	3.50	3.39
γ 163.0	3.25	3.03	3.46	3.35
γ 164.0	3.27	3.10	3.55	3.42
γ 165.0	3.39	3.18	3.59	3.38
γ 166.0	3.41	3.24	3.55	3.34
γ 167.0	3.44	3.27	3.55	3.40
γ 168.0	3.43	3.29	3.54	3.36
γ 169.0	3.49	3.29	3.60	3.40
γ 170.0	3.45	3.37	3.53	3.34
γ 171.0	3.57	3.33	3.45	3.33
γ 172.0	3.52	3.35	3.49	3.30
γ 173.0	3.47	3.27	3.48	3.34
γ 174.0	3.54	3.28	3.43	3.30
γ 175.0	3.56	3.30	3.37	3.29
γ 176.0	3.49	3.29	3.47	3.35
γ 177.0	3.46	3.35	3.43	3.33
γ 178.0	3.48	3.31	3.42	3.34
γ 179.0	3.48	3.26	3.39	3.39
γ 180.0	3.40	3.40	3.40	3.40